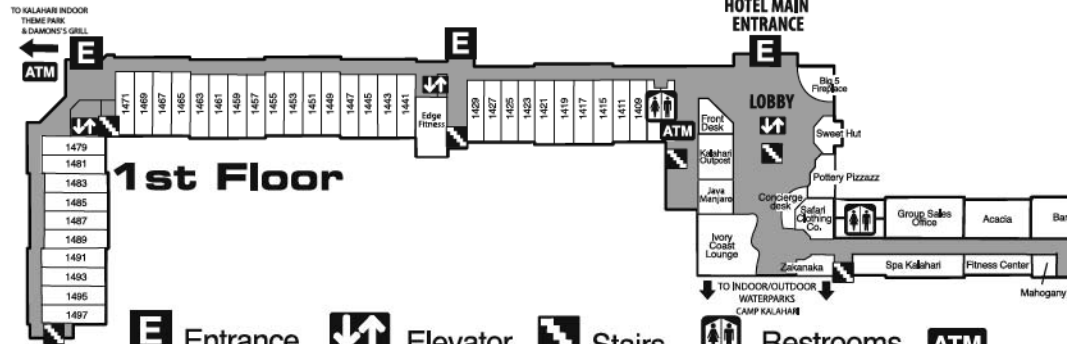
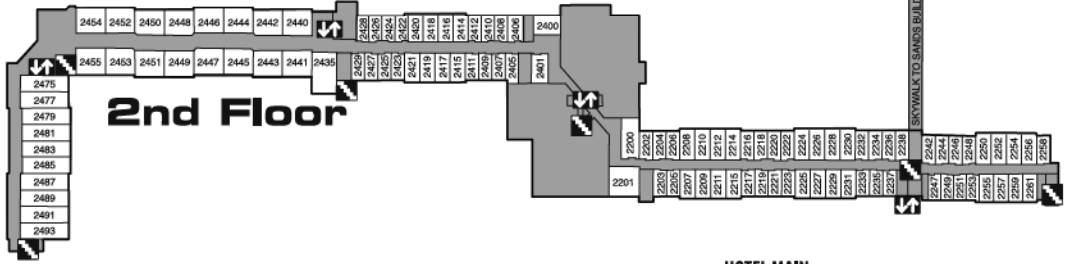
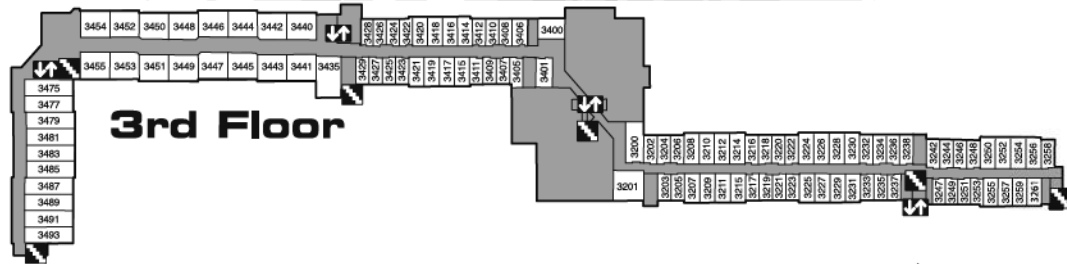


Check in time begins at 4:00pm. Should you arrive as early as 12:00pm, you can pre-register and begin to enjoy the Waterparks.

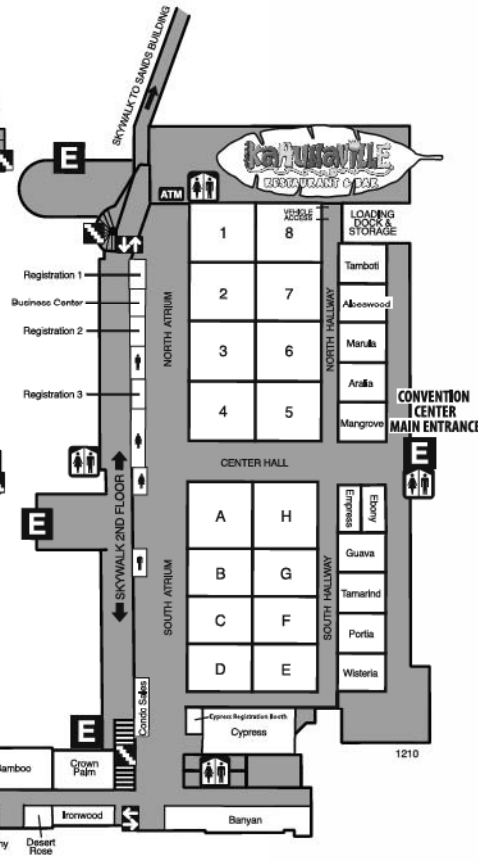
Check out is no later than 11:00am. After you have checked out, if you have the time, we invite you to stay with us until Waterpark closing time to enjoy the Waterparks and the many other great Kalahari amenities and services available.



E Entrance **↕** Elevator **↯** Stairs **♿** Restrooms **ATM**

TRAPPERS TURN
 27 Holes of Championship Golf
 Kalahari Golf Academy
 Mystic Restaurant

FREE Shuttle and Tidelist Club Rentals
 For registered Kalahari Guests
 For Tee Times Call
 1-800-221-TURN (8876)



TRAIL GUIDE

Guide:

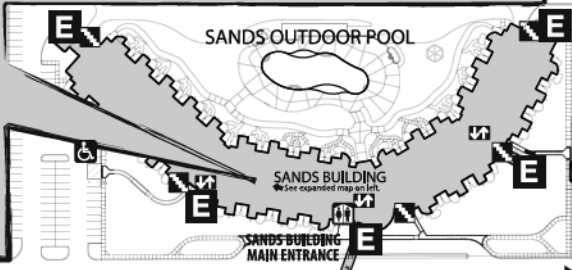
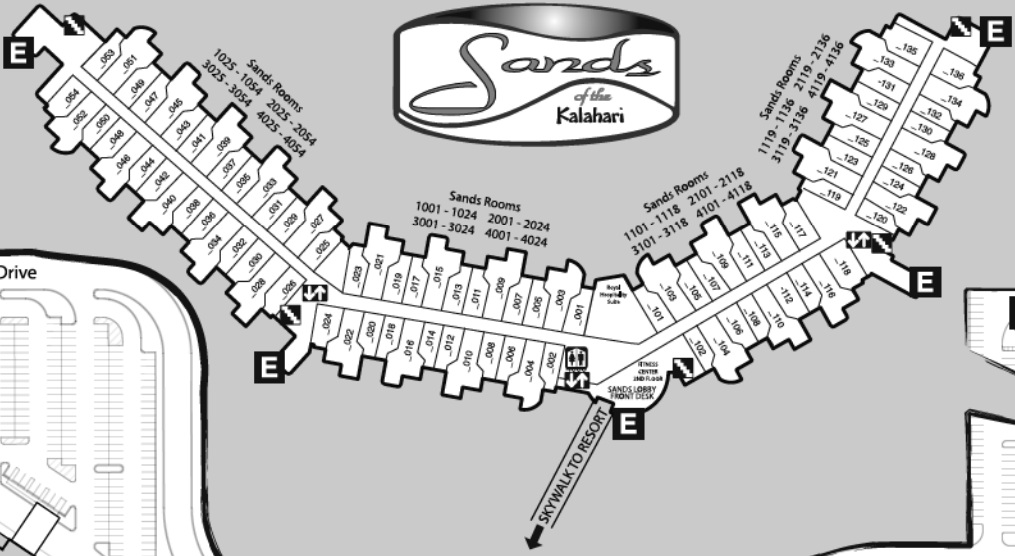
Kalahari RESORTS

1305 KALAHARI DRIVE
 WISCONSIN DELLS, WI
 TOLL FREE 1-877-KALAHARI (525-2427)
 KALAHARIRESORTS.COM



1st Floor
Sands Lobby
Congo Trader

2nd Floor
Sands Fitness Center
Skywalk



SANDS BUILDING
See expanded map on left.

SANDS BUILDING MAIN ENTRANCE

To Bunker Road and COUNTY A

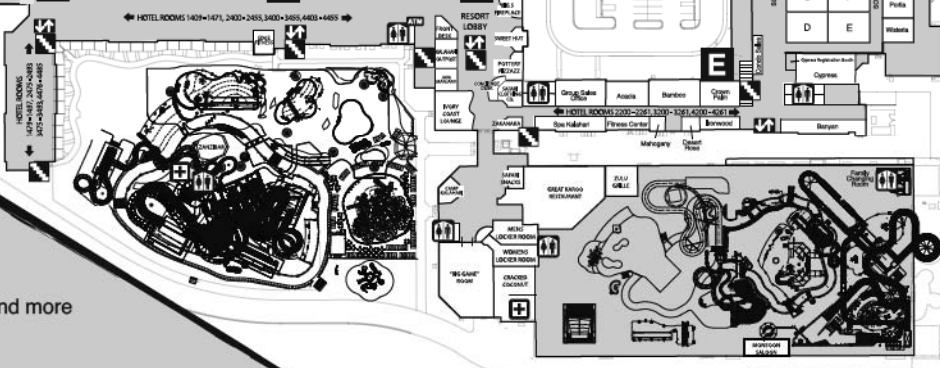
Kalahari RESORT



The new Indoor Theme Park at Kalahari Resort in Wisconsin Dells features over 100,000 square feet of family fun and excitement with an unprecedented array of indoor attractions and activities!

Features include:

- 24 lanes of state-of-the-art Brunswick® bowling
- Ferris Wheel over 6 stories high - in a spectacular glass enclosure
- Hundreds of arcade games, simulators and redemption games
- 18 holes of mini golf - includes two water holes and a 25 ft. waterfall
- Two 32 ft. high climbing walls
- LaZer Runner™ Laser Tag & Battle Arena
- 28 ft. African-themed carousel - features gorilla, giraffe, lion, cheetah, rhino and more
- 430 ft., two-story elevated go cart track - both single and double rider cart
- And much more!



Entrance

Elevator

Stairs

Restrooms

First Aid

ATM

SEE EXPANDED MAP ON BACK